

**Northern Utilities, Inc.
New Hampshire Division
Summer 2015
Cost of Gas**

Tariff Sheets

Sixth Revised Page No. 43
Calculation of proposed Cost of Gas Adjustment

Sixth Revised Page No. 96
Rate Summary

Sixth Revised Page No. 97
Rate Summary

CALCULATION OF FIRM SALES COST OF GAS RATE

Period Covered: May 1, 2015 - October 31, 2015

(Col 1)	(Col 2)	(Col 3)
Total Anticipated Direct Cost of Gas	\$2,741,083	
Projected Prorated Sales (05/01/15- 10/31/15)	7,371,305	
Direct Cost of Gas Rate		\$0.3719 per therm
Demand Cost of Gas Rate	\$885,275	\$0.1201 per therm
Commodity Cost of Gas Rate	<u>\$1,855,808</u>	<u>\$0.2518</u> per therm
Total Direct Cost of Gas Rate	\$2,741,083	\$0.3719 per therm
Total Anticipated Indirect Cost of Gas	(\$354,218)	
Projected Prorated Sales (05/01/15- 10/31/15)	7,371,305	
Indirect Cost of Gas		(\$0.0481) per therm
TOTAL PERIOD AVERAGE COST OF GAS		\$0.3238 per therm
Period ending under-collection as determined on 06/18/15	(\$271,903)	
Projected sales (07/01/15 - 10/31/15)	4,853,316	
Per unit change in Cost of Gas (07/01/15 - 10/31/15)	(\$0.0560)	
⁻¹ Under-collection w/o rate adjustment as contained in NUI's COG Report dated June 18, 2015		

RESIDENTIAL COST OF GAS RATE - 07/01/15	COGwr	\$0.2678 per therm
	Maximum (COG+25%)	\$0.4121

RESIDENTIAL COST OF GAS RATE - 05/01/15	\$0.3238
CHANGE IN PER UNIT COST	(\$0.0560)
RESIDENTIAL COST OF GAS RATE - 07/01/15	\$0.2678

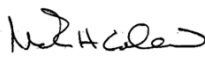
COM/IND LOW WINTER USE COST OF GAS RATE - 07/01/15	COGwl	\$0.2052 per therm
	Maximum (COG+25%)	\$0.3265

COM/IND LOW WINTER USE COST OF GAS RATE - 05/01/15	\$0.2612
CHANGE IN PER UNIT COST	(\$0.0560)
COM/IND LOW WINTER USE COST OF GAS RATE - 07/01/15	\$0.2052

COM/IND HIGH WINTER USE COST OF GAS RATE - 07/01/15	COGwh	\$0.2737 per therm
	Maximum (COG+25%)	\$0.4121

COM/IND HIGH WINTER USE COST OF GAS RATE - 05/01/15	\$0.3297
CHANGE IN PER UNIT COST	(\$0.0560)
COM/IND HIGH WINTER USE COST OF GAS RATE - 07/01/15	\$0.2737

Issued: June 18, 2015
 Effective Date: July 1, 2015
 Authorized by NHPUC Order No. 25,783, in Docket No. DG 15-090, dated April 30, 2015.

Issued By: 
 Sr. Vice President

**NORTHERN UTILITIES - NEW HAMPSHIRE DIVISION
 SUMMER SEASON RESIDENTIAL RATES**

Summer Season May 2015 - October 2015		Tariff Rates	Total Delivery Rates (Includes LDAC)	Total Billed Rates Tariff Rates, LDAC Plus Cost of Gas
Residential Heating	<u>Tariff Rate R 5:</u> Monthly Customer Charge First 50 therms All usage over 50 therms LDAC <u>Gas Cost Adjustment:</u> Cost of Gas	\$21.36 \$0.5449 \$0.5449 \$0.0446 \$0.2678	\$21.36 \$0.5895 \$0.5895 	\$21.36 \$0.8573 \$0.8573
Residential Heating Low Income	<u>Tariff Rate R 10:</u> Monthly Customer Charge First 50 therms All usage over 50 therms LDAC <u>Gas Cost Adjustment:</u> Cost of Gas	\$8.54 \$0.2179 \$0.2179 \$0.0446 \$0.2678	\$8.54 \$0.2625 \$0.2625 	\$8.54 \$0.5303 \$0.5303
Residential Non-Heating	<u>Tariff Rate R 6:</u> Monthly Customer Charge First 10 therms All usage over 10 therms LDAC <u>Gas Cost Adjustment:</u> Cost of Gas	\$21.36 \$0.4214 \$0.4214 \$0.0446 \$0.2678	\$21.36 \$0.4660 \$0.4660 	\$21.36 \$0.7338 \$0.7338
Residential Non-Heating Low Income	<u>Tariff Rate R 11:</u> Monthly Customer Charge First 10 therms All usage over 10 therms LDAC <u>Gas Cost Adjustment:</u> Cost of Gas	\$15.52 \$0.3196 \$0.3196 \$0.0446 \$0.2678	\$15.52 \$0.3642 \$0.3642 	\$15.52 \$0.6320 \$0.6320

Issued: June 18, 2015

Effective: With Service Rendered On and After July 1, 2015

Authorized by NHPUC Order No. 25,783 in Docket No. DG 15-090, dated April 30, 2015

Issued by:



Title: Sr. Vice President

NORTHERN UTILITIES - NEW HAMPSHIRE DIVISION
SUMMER SEASON C&I RATES


Summer Season May 2015 - October 2015		Tariff Rates	Total Delivery Rates (Includes LDAC)	Total Billed Rates Tariff Rates, LDAC Plus Cost of Gas
C&I Low Annual/High Winter	<u>Tariff Rate G 40:</u> Monthly Customer Charge First 75 therms All usage over 75 therms LDAC <u>Gas Cost Adjustment:</u> Cost of Gas	\$67.45 \$0.1615 \$0.1615 \$0.0234 \$0.2737	\$67.45 \$0.1849 \$0.1849 	\$67.45 \$0.4586 \$0.4586
C&I Low Annual/Low Winter	<u>Tariff Rate G 50:</u> Monthly Customer Charge First 75 therms All usage over 75 therms LDAC <u>Gas Cost Adjustment:</u> Cost of Gas	\$67.45 \$0.1615 \$0.1615 \$0.0234 \$0.2052	\$67.45 \$0.1849 \$0.1849 	\$67.45 \$0.3901 \$0.3901
C&I Medium Annual/High Winter	<u>Tariff Rate G 41:</u> Monthly Customer Charge All usage LDAC <u>Gas Cost Adjustment:</u> Cost of Gas	\$196.73 \$0.1622 \$0.0234 \$0.2737	\$196.73 \$0.1856 	\$196.73 \$0.4593
C&I Medium Annual/Low Winter	<u>Tariff Rate G 51:</u> Monthly Customer Charge First 1,300 therms All usage over 1,300 therms LDAC <u>Gas Cost Adjustment:</u> Cost of Gas	\$196.73 \$0.1183 \$0.0958 \$0.0234 \$0.2052	\$196.73 \$0.1417 \$0.1192 	\$196.73 \$0.3469 \$0.3244
C&I High Annual/High Winter	<u>Tariff Rate G 42:</u> Monthly Customer Charge All usage LDAC <u>Gas Cost Adjustment:</u> Cost of Gas	\$1,124.19 \$0.1066 \$0.0234 \$0.2737	\$1,124.19 \$0.1300 	\$1,124.19 \$0.4037
C&I High Annual/Low Winter	<u>Tariff Rate G 52:</u> Monthly Customer Charge All usage LDAC <u>Gas Cost Adjustment:</u> Cost of Gas	\$1,124.19 \$0.0707 \$0.0234 \$0.2052	\$1,124.19 \$0.0941 	\$1,124.19 \$0.2993

Issued: June 18, 2015

Effective: With Service Rendered On and After July 1, 2015

Authorized by NHPUC Order No. 25,783 in Docket No. DG 15-090, dated April 30, 2015

Issued by:



Title: Sr. Vice President

CALCULATION OF FIRM SALES COST OF GAS RATE

Period Covered: May 1, 2015 - October 31, 2015

(Col 1)	(Col 2)	(Col 3)
Total Anticipated Direct Cost of Gas	\$2,741,083	
Projected Prorated Sales (05/01/15- 10/31/15)	7,371,305	
Direct Cost of Gas Rate		\$0.3719 per therm
Demand Cost of Gas Rate	\$885,275	\$0.1201 per therm
Commodity Cost of Gas Rate	\$1,855,808	\$0.2518 per therm
Total Direct Cost of Gas Rate	\$2,741,083	\$0.3719 per therm
Total Anticipated Indirect Cost of Gas	(\$354,218)	
Projected Prorated Sales (05/01/15- 10/31/15)	7,371,305	
Indirect Cost of Gas		(\$0.0481) per therm
TOTAL PERIOD AVERAGE COST OF GAS		\$0.3238 per therm
<u>Period ending over-collection as determined on 06/18/15¹</u>	(\$271,903)	
<u>Projected sales (07/01/15 - 10/31/15)</u>	4,853,316	
<u>Per unit change in Cost of Gas (07/01/15 - 10/31/15)</u>	(\$0.0560)	
¹ Over-collection w/o rate adjustment as contained in NUI's COG Report dated June 18, 2015		

RESIDENTIAL COST OF GAS RATE - 05/01/15-07/01/15	COGwr	\$0.3238 \$0.2678	per therm
	Maximum (COG+25%)	\$0.4048	
RESIDENTIAL WINTER USE COST OF GAS RATE - 05/01/15		\$0.3238	
CHANGE IN PER UNIT COST		(\$0.0560)	
RESIDENTIAL COST OF GAS RATE - 07/01/15		\$0.2678	

COM/IND LOW WINTER USE COST OF GAS RATE - 5/01/15 07/01/15	COGwl	\$0.2612 \$0.2052	per therm
	Maximum (COG+25%)	\$0.3265	
COM/IND LOW WINTER USE COST OF GAS RATE - 05/01/15		\$0.2612	
CHANGE IN PER UNIT COST		(\$0.0560)	
COM/IND LOW WINTER USE COST OF GAS RATE - 07/01/15		\$0.2052	

C&I HLF DEMAND COSTS ALLOCATED PER SMBA	\$87,435
PLUS: RESIDENTIAL DEMAND RELOCATION TO C7I HLF	\$611
C&I HLF TOTAL ADJUSTED DEMAND COSTS	\$88,046
C&I HLF PROJECTED PRORATED SALES (05/1/15-10/31/15)	1,527,740
DEMAND COST OF GAS RATE	\$0.0576
C&I HLF COMMODITY COSTS ALLOCATED PER SMBA	\$384,534
PLUS: RESIDENTIAL COMMODITY COSTS	\$43
C&I HLF TOTAL ADJUSTED COMMODITY COSTS	\$384,577
C&I HLF PROJECTED PRORATED SALES (05/1/15-10/31/15)	1,527,740
COMMODITY COST OF GAS RATE	\$0.2517
INDIRECT COST OF GAS	(\$0.0481)
TOTAL C&I HLF COST OF GAS RATE	\$0.2612

COM/IND HIGH WINTER USE COST OF GAS RATE - 05/01/15 07/01/15	COGwh	\$0.3297 \$0.2737	per therm
	Maximum (COG+25%)	\$0.4121	
COM/IND HIGH WINTER USE COST OF GAS RATE - 05/01/15		\$0.3297	
CHANGE IN PER UNIT COST		(\$0.0560)	
COM/IND HIGH WINTER USE COST OF GAS RATE - 07/01/15		\$0.2737	

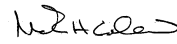
C&I LLF COMMODITY COSTS ALLOCATED PER SMBA	\$317,549
PLUS: RESIDENTIAL DEMAND REALLOCATION TO C&I LLF	\$2,247
C&I LLF TOTAL ADJUSTED DEMAND COSTS	\$319,796
C&I LLF PROJECTED PRORATED SALES (05/1/15-10/31/15)	2,534,664
DEMAND COST OF GAS RATE	\$0.1261
C&I LLF COMMODITY COSTS ALLOCATED PER SMBA	\$637,975
PLUS: RESIDENTIAL COMMODITY REALLOCATION TO C&I LLF	\$72
C&I LLF TOTAL ADJUSTED COMMODITY COSTS	\$638,047
C&I LLF PROJECTED PRORATED SALES (05/1/15-10/31/15)	2,534,664
COMMODITY COST OF GAS RATE	\$0.2517
INDIRECT COST OF GAS	(\$0.0481)
TOTAL C&I LLF COST OF GAS RATE	\$0.3297

NORTHERN UTILITIES - NEW HAMPSHIRE DIVISION
 SUMMER SEASON RESIDENTIAL RATES

Summer Season May 2015 - October 2015		Tariff Rates	Total Delivery Rates (Includes LDAC)	Total Billed Rates Tariff Rates, LDAC Plus Cost of Gas
Residential Heating	Tariff Rate R 5: Monthly Customer Charge First 50 therms All usage over 50 therms LDAC Gas Cost Adjustment: Cost of Gas	\$21.36 \$0.5449 \$0.5449 \$0.0446 \$0.3238 \$0.2678	\$21.36 \$0.5895 \$0.5895	\$21.36 \$0.9133 \$0.8573 \$0.9133 \$0.8573
Residential Heating Low income	Tariff Rate R 10: Monthly Customer Charge First 50 therms All usage over 50 therms LDAC Gas Cost Adjustment: Cost of Gas	\$8.54 \$0.2179 \$0.2179 \$0.0446 \$0.3238 \$0.2678	\$8.54 \$0.2625 \$0.2625	\$8.54 \$0.5863 \$0.5303 \$0.5863 \$0.5303
Residential Non-Heating	Tariff Rate R 6: Monthly Customer Charge First 10 therms All usage over 10 therms LDAC Gas Cost Adjustment: Cost of Gas	\$21.36 \$0.4214 \$0.4214 \$0.0446 \$0.3238 \$0.2678	\$21.36 \$0.4660 \$0.4660	\$21.36 \$0.7898 \$0.7338 \$0.7898 \$0.7338
Residential Non-Heating Low income	Tariff Rate R 11: Monthly Customer Charge First 10 therms All usage over 10 therms LDAC Gas Cost Adjustment: Cost of Gas	\$15.52 \$0.3196 \$0.3196 \$0.0446 \$0.3238 \$0.2678	\$15.52 \$0.3642 \$0.3642	\$15.52 \$0.6880 \$0.6320 \$0.6880 \$0.6320

Issued: April 16 June 18, 2015

Issued by:



Effective Date: May July 1, 2015

Title: Treasurer Sr. Vice President

Authorized by NHPUC Order No. 25,783 in Docket No. DG 15-090, dated April 30, 2015

SUMMER SEASON RESIDENTIAL RATES


Summer Season May 2015 - October 2015	Tariff Rates	Total Delivery Rates (Includes LDAC)	Total Billed Rates Tariff Rates, LDAC Plus Cost of Gas
C&I Low Annual/High Winter Tariff Rate G 40: Monthly Customer Charge First 75 therms All usage over 75 therms LDAC Gas Cost Adjustment: Cost of Gas	\$67.45 \$0.1615 \$0.1615 \$0.0234 \$0.3297 \$0.2737	\$67.45 \$0.1849 \$0.1849	\$67.45 \$0.5146 \$0.4586 \$0.5146 \$0.4586
C&I Low Annual/Low Winter Tariff Rate G 50: Monthly Customer Charge First 75 therms All usage over 75 therms LDAC Gas Cost Adjustment: Cost of Gas	\$67.45 \$0.1615 \$0.1615 \$0.0234 \$0.2612 \$0.2052	\$67.45 \$0.1849 \$0.1849	\$67.45 \$0.4461 \$0.3901 \$0.4461 \$0.3901
C&I Medium Annual/High Winter Tariff Rate G 41: Monthly Customer Charge All usage LDAC Gas Cost Adjustment: Cost of Gas	\$196.73 \$0.1622 \$0.0234 \$0.3297 \$0.2737	\$196.73 \$0.1856	\$196.73 \$0.5153 \$0.4593
C&I Medium Annual/Low Winter Tariff Rate G 51: Monthly Customer Charge First 1,300 1,000 therms All usage over 1,300 1,000 therms LDAC Gas Cost Adjustment: Cost of Gas	\$196.73 \$0.1183 \$0.0958 \$0.0234 \$0.2612 \$0.2052	\$196.73 \$0.1417 \$0.1192	\$196.73 \$0.4029 \$0.3469 \$0.3804 \$0.3244
C&I High Annual/High Winter Tariff Rate G 42: Monthly Customer Charge All usage LDAC Gas Cost Adjustment: Cost of Gas	\$1,124.19 \$0.1066 \$0.0234 \$0.3297 \$0.2737	\$1,124.19 \$0.1300	\$1,124.19 \$0.4597 \$0.4037
C&I High Annual/Low Winter Tariff Rate G 52: Monthly Customer Charge All usage LDAC Gas Cost Adjustment: Cost of Gas	\$1,124.19 \$0.0707 \$0.0234 \$0.2612 \$0.2052	\$1,124.19 \$0.0941	\$1,124.19 \$0.3553 \$0.2993

Issued: ~~April 16~~ June 18, 2015

Effective Date: ~~May~~ July 1, 2015

Authorized by NHPUC Order No. 25,783 in Docket No. DG 15-090, dated April 30, 2015

Issued by:


 Title: Treasurer Sr. Vice President